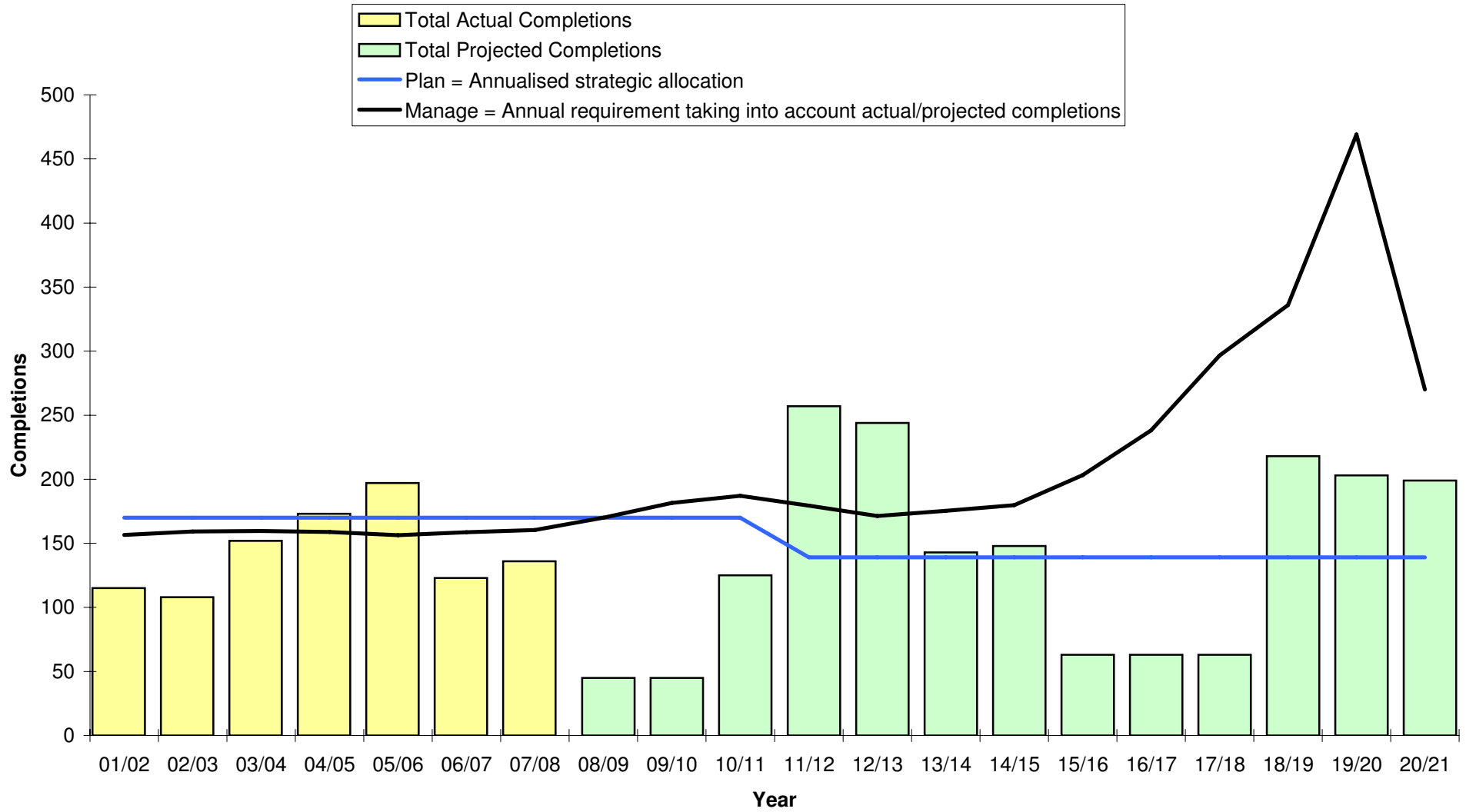


### RNOT Trajectory



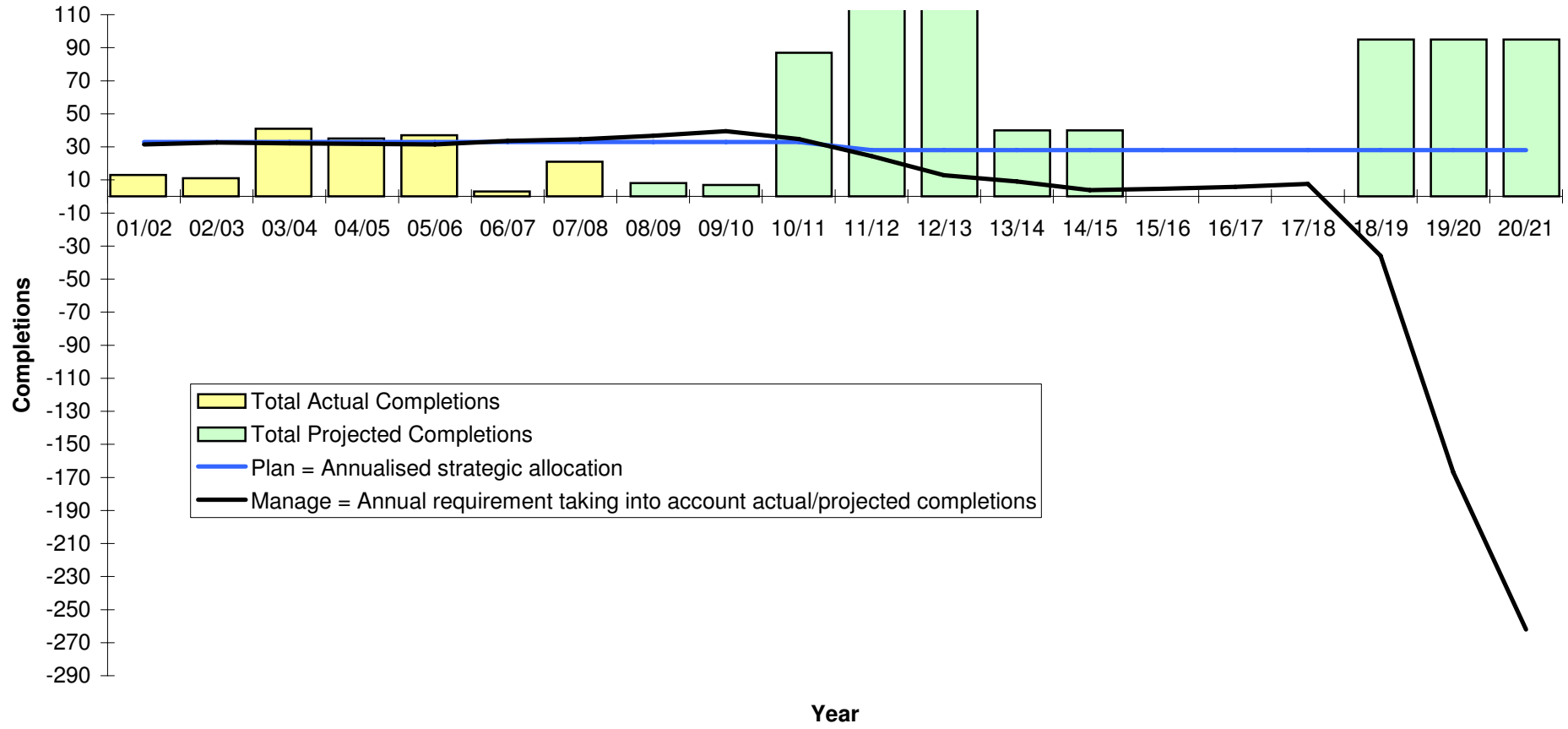
**RNOT**

Year	Actual Completions							Projections												
	01/02	02/03	03/04	04/05	05/06	06/07	07/08	08/09	09/10	10/11	11/12	12/13	13/14	14/15	15/16	16/17	17/18	18/19	19/20	20/21
Total Actual Completions	115	108	152	173	197	123	136													
Total Projected Completions								45	45	125	257	244	143	148	63	63	63	218	203	199
Plan = Annualised strategic allocation	170	170	170	170	170	170	170	170	170	170	139	139	139	139	139	139	139	139	139	139
Manage = Annual requirement taking into account actual/projected completions	157	159	160	159	156	159	160	170	181	187	179	171	175	180	203	238	297	336	469	270

**Years remaining in Plan  
Balance**

19	18	17	16	15	14	13	12	11	10	9	8	7	6	5	4	3	2	1	0
2975	2867	2715	2542	2345	2222	2086	2041	1996	1871	1614	1370	1227	1079	1016	953	890	672	469	270

### Oundle Trajectory



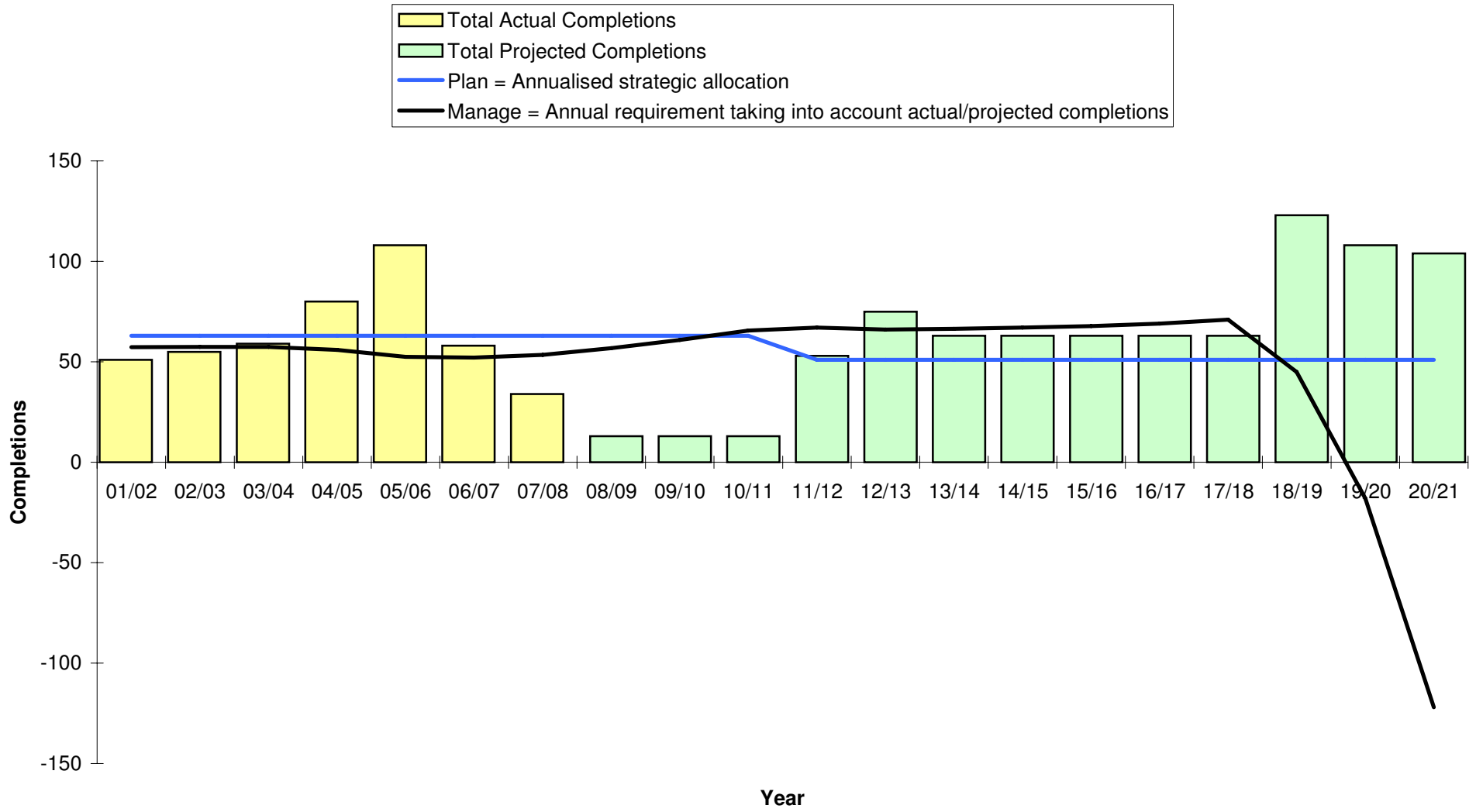
**Oundle**

Year	Actual Completions							Projections												
	01/02	02/03	03/04	04/05	05/06	06/07	07/08	08/09	09/10	10/11	11/12	12/13	13/14	14/15	15/16	16/17	17/18	18/19	19/20	20/21
Total Actual Completions	13	11	41	35	37	3	21													
Total Projected Completions								8	7	87	127	117	40	40	0	0	0	95	95	95
Plan = Annualised strategic allocation	33	33	33	33	33	33	33	33	33	33	28	28	28	28	28	28	28	28	28	28
Manage = Annual requirement taking into account actual/projected completions	31	33	32	32	32	34	35	37	39	35	24	13	9	4	5	6	8	-36	-167	-262

**Years remaining in Plan  
Balance**

19	18	17	16	15	14	13	12	11	10	9	8	7	6	5	4	3	2	1	0
597	586	545	510	473	470	449	441	434	347	220	103	63	23	23	23	23	-72	-167	-262

### Thrapston Trajectory



### Thrapston

Year	Actual Completions							Projections												
	01/02	02/03	03/04	04/05	05/06	06/07	07/08	08/09	09/10	10/11	11/12	12/13	13/14	14/15	15/16	16/17	17/18	18/19	19/20	20/21
Total Actual Completions	51	55	59	80	108	58	34													
Total Projected Completions								13	13	13	53	75	63	63	63	63	63	123	108	104
Plan = Annualised strategic allocation	63	63	63	63	63	63	63	63	63	63	51	51	51	51	51	51	51	51	51	51
Manage = Annual requirement taking into account actual/projected completions	57	57	57	56	52	52	53	57	61	66	67	66	66	67	68	69	71	45	-18	-122

**Years remaining in Plan  
Balance**

19	18	17	16	15	14	13	12	11	10	9	8	7	6	5	4	3	2	1	0
1089	1034	975	895	787	729	695	682	669	656	603	528	465	402	339	276	213	90	-18	-122